

BAX18

FEATURES :


- Switching speed: max. 50 ns
- General application
- Continuous reverse voltage: max. 75 V
- Repetitive peak reverse voltage: max. 75 V
- Repetitive peak forward current: max. 2 A.
- Pb / RoHS Free

MECHANICAL DATA :

Case: DO-35 Glass Case

Weight: approx. 0.13g

SWITCHING DIODE



Maximum Ratings and Thermal Characteristics (Rating at 25 °C ambient temperature unless otherwise specified.)

Parameter	Symbol	Value	Unit
Maximum Repetitive Peak Reverse Voltage	V_{RRM}	75	V
Maximum Continuous Reverse Voltage	V_R	75	V
Maximum Continuous Forward Current	I_F	500	mA
Maximum Average Forward Current	$I_{F(AV)}$	400	mA
Maximum Repetitive Peak Forward Current	I_{FRM}	2	A
Maximum Non-repetitive Peak Forward Current at $t = 10ms, T_J = 25^{\circ}C$	I_{FSM}	9	A
Maximum Power Dissipation	P_D	450	mW
Maximum Junction Temperature	T_J	200	$^{\circ}C$
Storage Temperature Range	T_S	-65 to + 200	$^{\circ}C$

Electrical Characteristics ($T_J = 25^{\circ}C$ unless otherwise noted)

Parameter	Symbol	Test Condition	Min	Typ	Max	Unit
Reverse Current	I_R	$V_R = 75 V$	-	-	5	μA
		$V_R = 75 V, T_J = 150^{\circ}C$	-	-	100	
Forward Voltage	V_F	$I_F = 300 mA$	-	-	1.0	V
Diode Capacitance	C_d	$f = 1MHz ; V_R = 0$	-	-	35	pF
Reverse Recovery Time	T_{rr}	$I_F = 30mA, I_R = 30mA$ $I_{RR} = 3mA, R_L = 100 \Omega$ measured at $I_R = 3 mA$	-	-	50	ns

RATING AND CHARACTERISTIC CURVES (BAX18)

FIG. 1 MAXIMUM FORWARD CURRENT VERSUS AMBIENT TEMPERATURE.

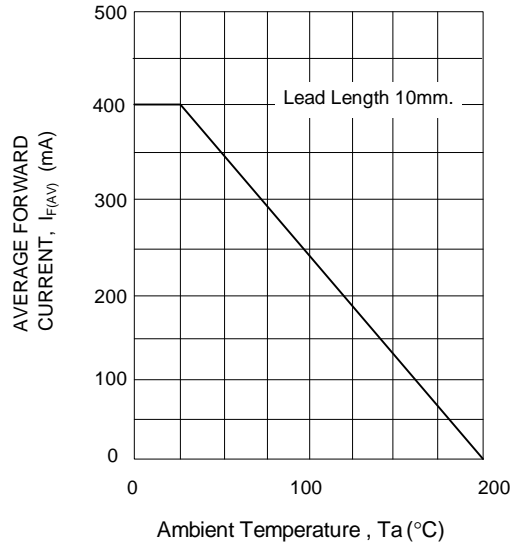


FIG. 2 TYPICAL FORWARD VOLTAGE

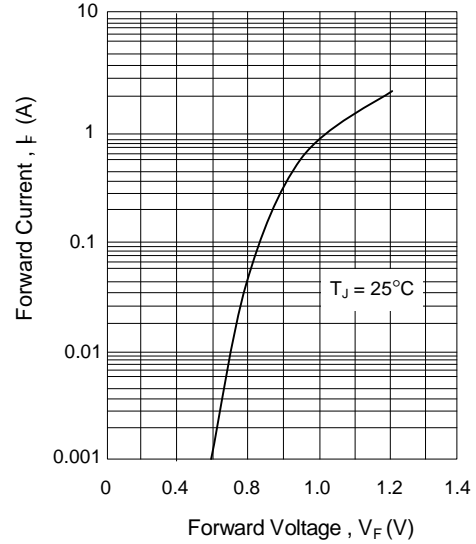


FIG. 3 TYPICAL DIODE CAPACITANCE AS A FUNCTION OF REVERSE VOLTAGE

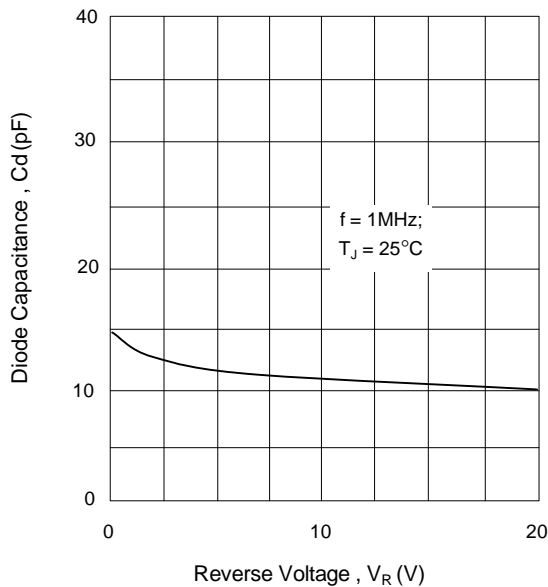


FIG. 4 TYPICAL REVERSE CURRENT VS JUNCTION TEMPERATURE

